

BS ATTACHMENT CHAIN FOR CORROSIVE ENVIRONMENTS

Whether your operation requires a sanitary environment, is exposed to corrosive chemicals, is heated to extreme temperatures, runs through a freezer, is exposed to the outdoors or is affected by excessive moisture: our specially designed and tested chains will outlast your current chains and contribute to a cost effective application.

Corrosion Resistant Chain (Stainless Steel base)

BS PC Engineering Plastic Combination Chain

The pins, outer plates and attachments of these chains are made of SUS304 equivalent (spring clips SUS301). White Engineering Plastic is used for the inner link. This combination makes it lube-free, low noise (5 dB lower than BS standard roller chain) and lightweight (50% lighter than BS standard roller chain). The working temperature range is: -20°C to +80°C. For details on corrosion resistance, please refer to the table in the back of this catalogue.

BS SS Stainless Steel Chain

All basic components of this chain are made of SUS304 equivalent Stainless Steel (except the spring clips, which are made of SUS301). This chain can be used in special environments such as underwater, acidic and in alkaline applications. It can also be used in high and low temperatures (-20°C to +400°C). SUS304 equivalent is only marginally magnetic, which is a result of the cold-forging process. For details on corrosion resistance, please refer to the table in the back of this catalogue.

Corrosion Protected Chain (Carbon Steel base)

BS N.E.P. New Environmental Plating Chain

BS N.E.P. Chain is a TSUBAKI BS chain that has undergone a special surface treatment process.

The link plates, attachments, bushes and bearing pins have a special three stage layer applied in order to provide the maximum protection from the operating or environmental conditions. (Spring clips are SUS301).

N.E.P. Rollers have a special coating designed to resist the corrosive conditions as well as the severe dynamic contact between roller and sprocket.

This chain is suitable for use in environments exposed to seawater, acid-rain and other adverse weather conditions. This chain does not contain any chemically hazardous substances such as

Hexavalent Chromium, Lead, Cadmium and Mercury as regulated by RoHS[∇]. It has a working temperature range of: -10°C to +150°C. Above +60°C a special high-temperature lubrication is required.

Of course, BS LAMBDA N.E.P. chain is also available for this purpose.


[∇] RoHS = Restriction of Hazardous Substances

Standard Product Range

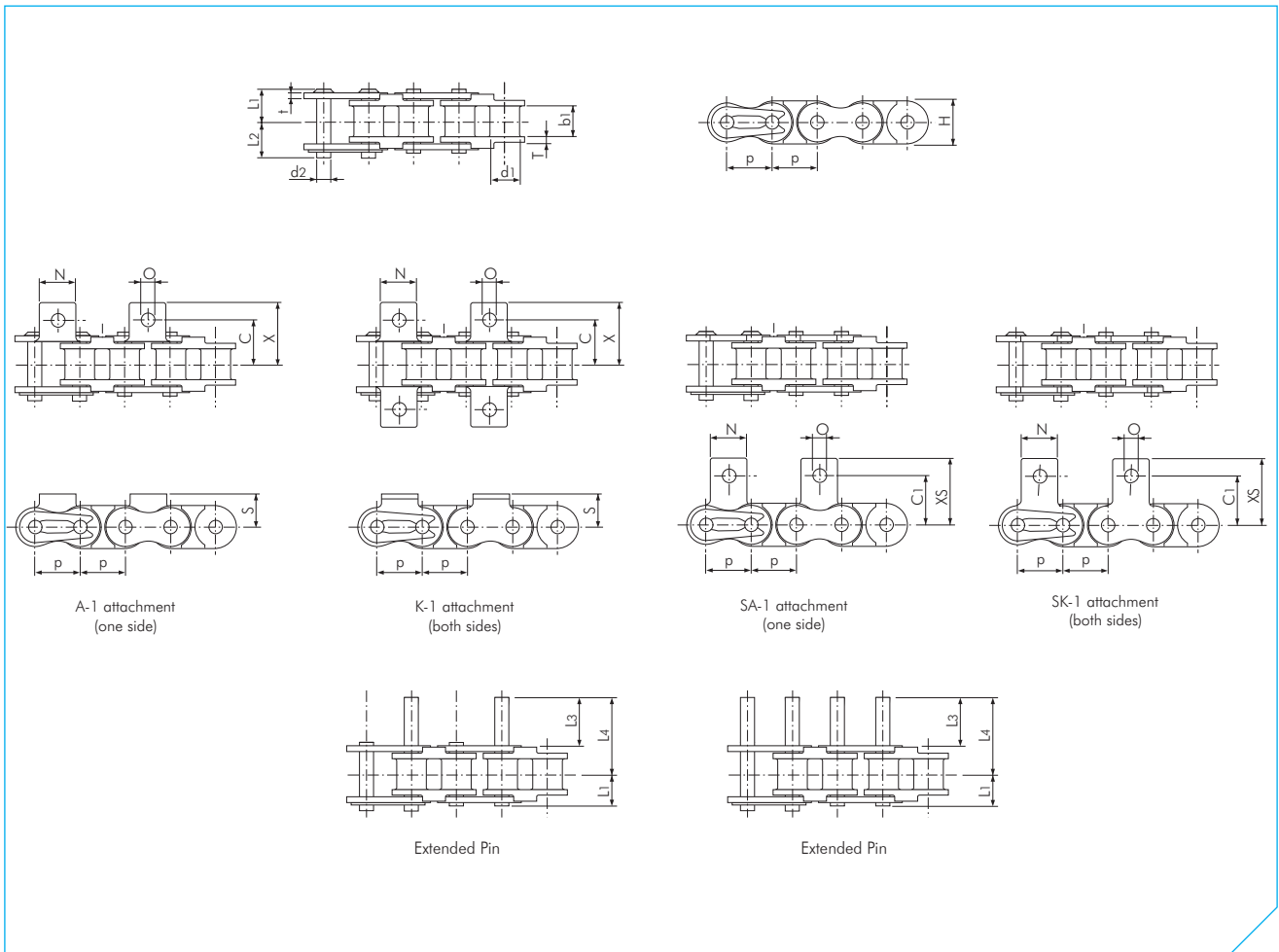
TSUBAKI has a wide variety of chains for corrosive environments; our standard product range is as follows:

- BS Single pitch PC chain + standard attachments
- BS Single pitch SS chain + standard attachments
- BS Single pitch N.E.P. chain + standard attachments
- ANSI Single pitch PC chain + standard attachments
- ANSI Single pitch P Plastic chain
- ANSI Single pitch SS chain + standard attachments
- ANSI Single pitch SS HP Hollow Pin chain
- ANSI Double Pitch SS chain + standard attachments
- ANSI Double Pitch SS HP Hollow Pin chain

Special attachments can be designed and manufactured to meet your specific requirements.



BS ATTACHMENT CHAIN FOR CORROSIVE ENVIRONMENTS



BS Single Pitch PC Chain

Dimensions in mm

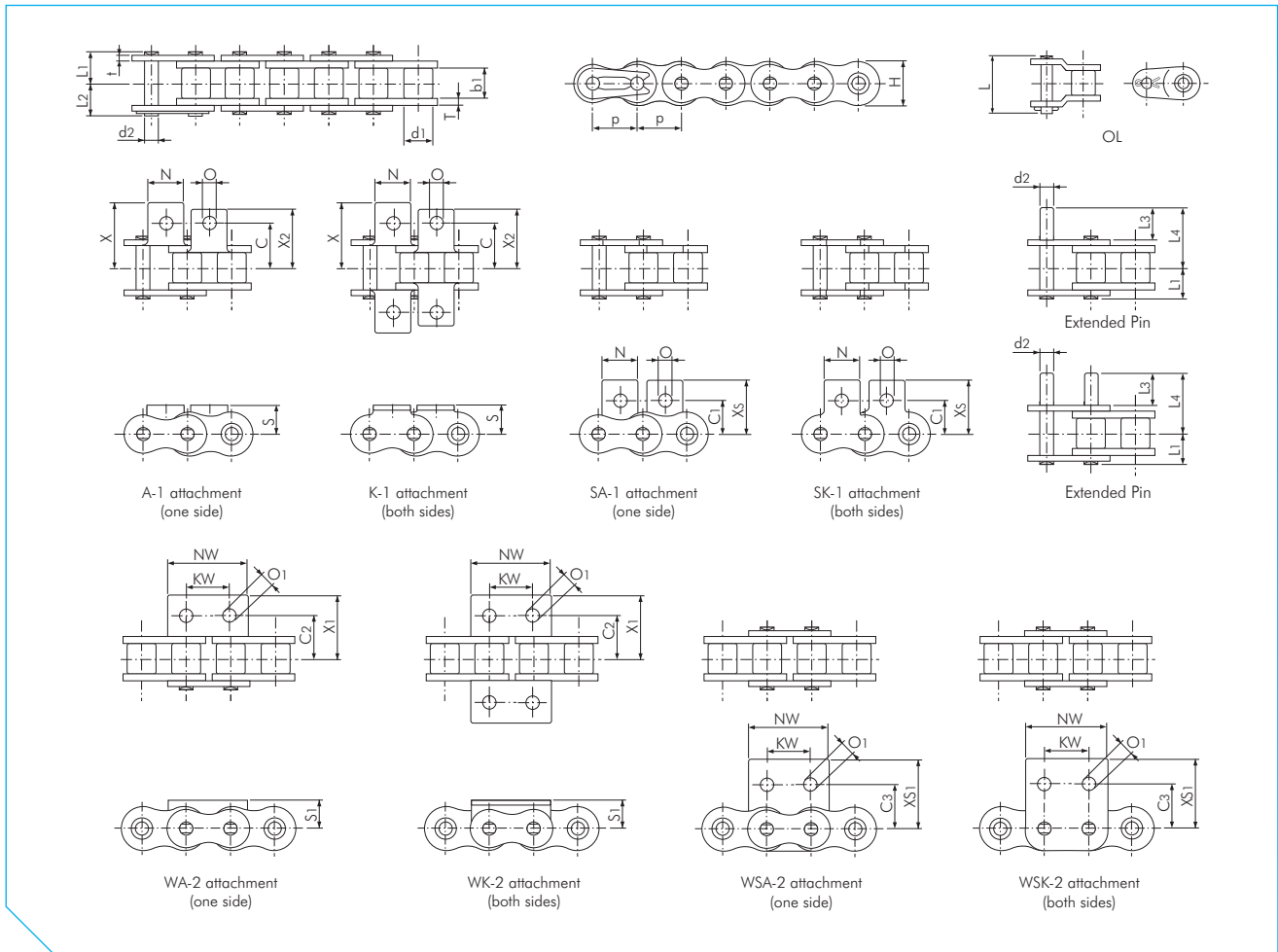
TSUBAKI Chain No.	Pitch p	Bush Diameter d1	Inner Width b1	Pin					Link Plate			Max. Allowable Load acc. to Tsubaki kN	Approx. Mass kg/m
				Diameter d2	Length L1	Length L2	Length L3	Length L4	Thickness T	Thickness t	Height H (max.)		
RF06B-PC	9.525 (3/8")	6.35	5.72	3.28	6.50	7.25	11.30	16.65	1.30	1.00	8.20	0.20	0.23
RS08B-PC	12.70 (1/2")	8.51	7.75	4.45	8.35	10.05	14.90	22.25	1.60	1.50	12.00	0.46	0.40
RS10B-PC	15.875 (5/8")	10.16	9.65	5.08	9.55	11.25	17.80	26.15	1.50	1.50	14.70	0.53	0.51
RS12B-PC	19.05 (3/4")	12.07	11.68	5.72	11.10	13.00	20.90	30.70	1.80	1.80	16.10	0.70	0.67

TSUBAKI Chain No.	Attachment Dimensions							Attachment Mass		
	C	C1	N	O	S	X	XS	A SA kg/att.	K SK kg/att.	Ext. Pin kg/att.
RF06B-PC	9.50	9.50	8.50	3.50	6.50	14.10	14.30	0.002	0.004	0.001
RS08B-PC	11.90	12.70	11.40	4.20	8.90	19.05	19.30	0.002	0.004	0.001
RS10B-PC	15.90	15.90	12.70	5.00	10.20	22.25	22.95	0.003	0.006	0.002
RS12B-PC	19.05	22.20	16.50	7.10	13.50	29.85	32.30	0.006	0.012	0.003

Note:

1. Make sure to check the chain load again when replacing Stainless Steel Chain with PC Chain.
2. Offset links are not available.
3. Use a chain tensioner with an idler sprocket to adjust chain tension.
4. Guide rails should support the underside of the inner links.
5. For details on corrosion resistance selection, please consult our Corrosion Resistance Guide in this catalogue.

BS ATTACHMENT CHAIN FOR CORROSIVE ENVIRONMENTS



BS Single Pitch SS Chain

Dimensions in mm

TSUBAKI Chain No.	Pitch p	Roller Diameter d1	Inner Width b1	Pin							Link Plate			Max. Allowable Load acc. to Tsubaki kN	Approx. Mass kg/m
				Diameter d2	Length L1	Length L2	Length L3	Length L4	Length L	Thickness T	Thickness t	Height H (max.)			
RF06B-SS	9.525 (3/8")	6.35	5.72	3.28	6.10	7.70	10.90	16.30	15.10	1.30	1.00	8.20	0.27	0.39	
RS08B-SS	12.70 (1/2")	8.51	7.75	4.45	8.35	10.05	14.70	22.20	20.05	1.50	1.50	12.00	0.48	0.70	
RS10B-SS	15.875 (5/8")	10.16	9.65	5.08	9.55	11.25	17.80	26.15	22.90	1.50	1.50	14.70	0.66	0.95	
RS12B-SS	19.05 (3/4")	12.07	11.68	5.72	11.10	13.00	20.90	30.70	26.70	1.80	1.80	16.10	0.87	1.25	
RS16B-SS	25.40 (1")	15.88	17.02	8.28	17.75	19.95	33.20	49.35	43.70	4.00	3.20	21.00	2.10	2.70	

TSUBAKI Chain No.	Attachment Dimensions														Attachment Mass						
	C	C1	C2	C3	KW	N	NW	O	O1	S	S1	X	X1	X2	XS	XS1	A SA	K SK	WA WSA	WK WSK	Ext. Pin
RF06B-SS	9.50	9.50	-	-	-	8.50	-	3.50	-	6.50	-	14.10	-	-	14.30	-	0.002	0.004	-	-	0.001
RS08B-SS	11.90	12.70	12.70	13.10	12.70	11.40	24.60	4.20	4.90	8.90	8.90	19.05	20.30	17.15	19.30	20.70	0.002	0.004	0.005	0.010	0.001
RS10B-SS	15.90	15.90	15.90	16.60	15.90	12.70	30.00	5.00	5.00	10.20	10.20	22.25	22.85	20.60	22.90	23.60	0.003	0.006	0.006	0.012	0.002
RS12B-SS	19.05	22.20	17.45	17.60	19.10	16.50	34.80	7.10	5.50	13.50	11.40	29.85	25.65	27.80	32.05	25.75	0.006	0.012	0.009	0.018	0.003
RS16B-SS	23.80	23.90	28.60	26.00	25.40	24.30	46.00	6.70	8.10	15.20	15.90	37.35	39.25	34.40	34.10	36.70	0.014	0.028	0.030	0.060	0.008

Note:

- RF06B-SS chain has flat-shaped link plates.
- For details on corrosion resistance selection, please consult our Corrosion Resistance Guide in this catalogue.