



DRUM MOTOR 80LP

85.5Ø 0.06kW - 0.12kW,

with planetary gearbox in polymer for non-continuous operation

Product description

Due to its strength, reliability and no need for maintenance this drum motor is used in small conveyors, packaging machines and simple transfer units.

Characteristics

- Asynchronous motor AC three-phase or single-phase
- Single supply voltage
- On request: 3-phase dual voltage (possible delta/star connection)
- Integral motor protection
- Gearbox planetary-type polymer or polymer / steel combination
- Low noise operation
- Light and distributed weight
- Maintenance free
- Lifetime lubrication
- Reversible operation

Applications

- Small conveyors for light loads, non-continuous use
- Transfer Conveyors
- Packaging machines for light loads
- Food processing equipment, metal detection, x-ray
- Cash desks in supermarkets
- Dry, damp and wash down applications

TECHNICAL DATA

Motor Data

Type of Motor	Asynchronous squirrel-cage, IEC 34 (VDE 0530)
Insulation class of motor windings	Class F, IEC 34 (VDE 0530)
Voltage	230 or 400 V ± 5% (IEC 34/38)
Frequency	50/60 Hz
Internal shaft sealing system	Double-lipped of nitrile rubber, NBR
External shaft sealing system	Deflection seal nitrile rubber, NBR
Protection rate	IP66
Thermal protection	Bimetallic Contact
Ambient temperature, 3-phase motor	+5 to +40 °C
Ambient temperature, 1-phase motor	+10 to +40 °C
General technical data	
Max. Roller length (RL)	912 mm

Drum motor with RL length greater than 550 mm have reinforced shaft. All data and values declared in the catalogue refer to operation with a frequency of 50 Hz.





DRUM MOTOR 80LP

85.5Ø 0.06kW - 0.12kW,

with planetary gearbox in polymer for non-continuous operation

Materials

The following drum motor components are available in different versions, as shown in the below chart, with further options for the material type as indicated.

Components	Version	Material			
		Standard Aluminium	Option		
			Steel	Stainless Steel	Brass /Nickel
Shell	Crowned	Std	✓	✓	
	Cylindrical	✓	✓	✓	
	Special crowns with grooves	✓	✓	✓	
End housing	Standard	Std		✓	
Shaft cap	Standard (with straight/90° free position cable)	Std			
	With cable protection			✓	✓
Electrical connection	Straight or 90° cable connector			✓	✓
	Elbow connector	✓		✓	

Please contact Rulmeca for further versions.

Options

- Rubber lagging for standard belts
- Dynamic balancing
- 3-phase dual supply voltage (possible delta/star connection)
- Food grade Oil (EU, FDA and USDA)
- Low temperature Oil
- Non-horizontal mounting (more than $\pm 5^\circ$)
- For special versions, please contact RULMECA

Accessories

- Mounting brackets
- Idler pulleys
- Rollers for conveyors

Cable Specifications

Cable options available:

- Standard, shielded
- Standard, unshielded
- Halogen-free, shielded
- Halogen-free, unshielded

Available lengths: 1,9 m (other lengths available on request).



DRUM MOTOR 80LP

85.5Ø 0.06kW - 0.12kW,

with planetary gearbox in polymer for non-continuous operation

TECHNICAL DATA DRUM MOTOR 80LP - 3PHASE - 50HZ - STANDARD RANGE

P_N [kW]	np	I_f [A]	gs	i	V_A [m/s]	V_N [m/s]	n_A [min ⁻¹]	M_N [Nm]	F_T [N]	TE [N]	RL [mm]
0.06	4	0.7/0.4	3	77.10	0.06	0.07	13.6	29	500	2000	min 269 max 912
			3	64.40	0.07	0.08	15.8	27	500		
			3	54.40	0.09	0.10	20.4	25	500		
			3	46.00	0.09	0.11	20.4	23	500		
			3	43.70	0.10	0.12	22.6	22	490		
			3	36.80	0.13	0.15	29.4	17	400		
			3	35.00	0.14	0.16	31.7	16	375		
			3	29.50	0.16	0.19	36.2	14	315		
			3	23.20	0.20	0.24	45.2	11	250		
0.12	4	1.0/0.7	2	14.20	0.33	0.39	74.6	7	155	2000	min 253 max 912
			3	29.50	0.16	0.19	36.2	27	500		
			3	23.20	0.20	0.24	45.2	21	500		
			2	14.20	0.33	0.39	74.6	13	310		
			2	12.00	0.39	0.46	88.2	11	260		
			2	11.30	0.42	0.49	95.0	10	245		
			2	9.50	0.50	0.59	113.1	9	203		
			2	7.50	0.65	0.77	147.0	7	156		
			2	7.50	0.65	0.77	147.0	7	156		
0.12	4	1.0/0.7	3	29.50	0.16	0.19	36.2	27	500	1500	min 276 max 912
			3	23.20	0.20	0.24	45.2	21	500		
			2	14.20	0.33	0.39	74.6	13	310		
			2	12.00	0.39	0.46	88.2	11	260		
			2	11.30	0.42	0.49	95.0	10	245		
			2	9.50	0.50	0.59	113.1	9	203		
			2	7.50	0.65	0.77	147.0	7	156		
			2	7.50	0.65	0.77	147.0	7	156		
			2	7.50	0.65	0.77	147.0	7	156		

TECHNICAL DATA DRUM MOTOR 80LP - 1PHASE - 50HZ - STANDARD RANGE

P_N [kW]	np	I_f [A]	gs	i	V_A [m/s]	V_N [m/s]	n_A [min ⁻¹]	M_N [Nm]	F_T [N]	TE [N]	RL [mm]
0.06	4	0.6	3	77.1	0.06	0.07	13.6	29	500	2000	min 280 max 912
			3	64.4	0.07	0.08	15.8	27	500		
			3	54.4	0.09	0.10	20.4	25	500		
			3	46.0	0.09	0.11	20.4	23	500		
			3	43.7	0.10	0.12	22.6	22	490		
			3	36.8	0.13	0.15	29.4	17	400		
			3	35.0	0.14	0.16	31.7	16	375		
			3	29.5	0.16	0.19	36.2	14	315		
			3	23.2	0.20	0.24	45.2	11	250		
0.075	4	0.8	2	14.2	0.33	0.39	74.6	7	155	2000	min 264 max 912
			3	36.8	0.13	0.15	29.4	20	480		
			3	35.0	0.14	0.16	31.7	19	450		
			3	29.5	0.16	0.19	36.2	16	375		
			3	23.2	0.20	0.24	45.2	13	312		
			2	14.2	0.33	0.39	74.6	8	192		
			2	12.0	0.39	0.46	88.2	7	163		
			2	11.3	0.42	0.49	95.0	6	153		
			2	9.5	0.50	0.59	113.1	5	127		
0.075	4	0.8	3	36.8	0.13	0.15	29.4	20	480	1500	min 292 max 912
			3	35.0	0.14	0.16	31.7	19	450		
			3	29.5	0.16	0.19	36.2	16	375		
			3	23.2	0.20	0.24	45.2	13	312		
			2	14.2	0.33	0.39	74.6	8	192		
			2	12.0	0.39	0.46	88.2	7	163		
			2	11.3	0.42	0.49	95.0	6	153		
			2	9.5	0.50	0.59	113.1	5	127		
			2	9.5	0.50	0.59	113.1	5	127		

P_N Nominal mechanical power
 np Number of poles
 I_f Amperage (230/400V) at full load
 gs Gear stages
 i Gear ratio
 V_A Theoretical actual belt (tangential) speed at full load*

V_N Nominal belt (tangential) speed
 n_A Revolutions of shell at full load*
 M_N Nominal Torque at full load
 F_T Belt pull (tangential force) on shell at full load*
 TE Maximum allowable belt tension (radial load)

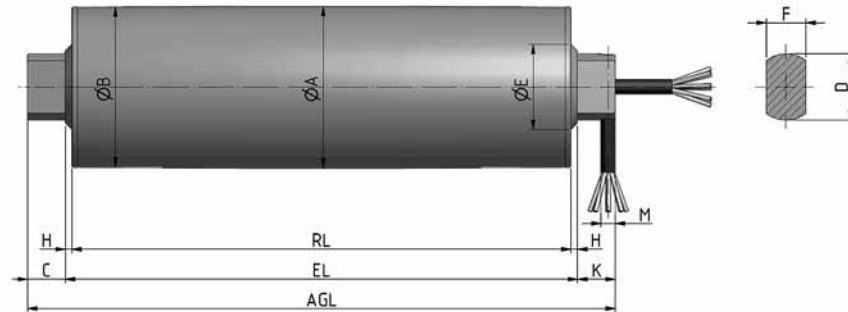
RL Reference length
 * Valid for unlagged shells/ values can deviate at partly or no load conditions



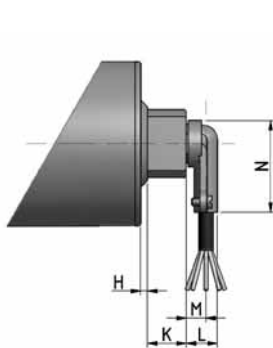
DRUM MOTOR 80LP

85.5Ø 0.06kW - 0.12kW,

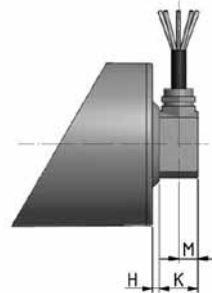
with planetary gearbox in polymer for non-continuous operation



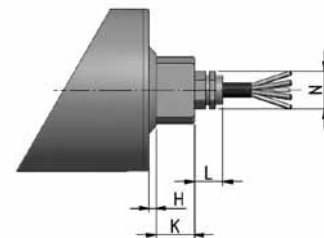
Drum motor Standard Version



Elbow connector in aluminium



Cable connection 90°



Straight connector

Type/Option	A mm	B mm	C mm	D mm	E mm	F mm	G mm	H mm	K mm	L mm	M mm	N mm	Q mm	T mm
Drum motor Standard Version	85.5	84.5	20	35	45	21		3	20		8			
Elbow connector in aluminium									20	18	12	48		
Cable connection 90°									20		10			
Straight Connector									20	15		20		

Average weights for drum motor & idler type 80LP

RL [mm]	300	350	400	450	500	550	600	650	700	750	800	850	900
all motors	4.3	4.5	4.7	4.9	5.1	5.3	5.5	5.7	5.9	6.1	6.3	6.5	6.7
idler 80LP	1.5	2.0	2.2	2.5	2.7	3.0	3.2	3.5	3.7	4.0	4.2	4.5	4.7

• Weights are orientative due to different shell executions and motor powers